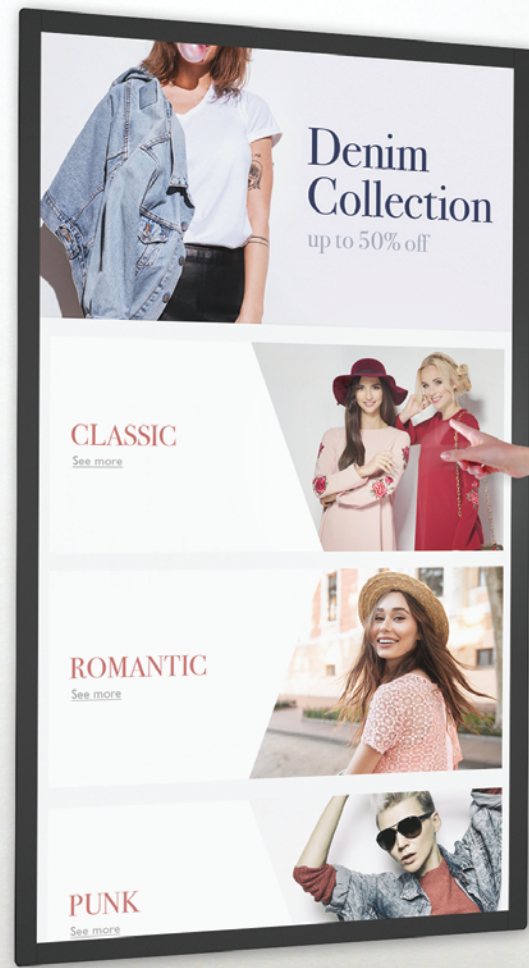


A Retailer's Ultimate Sales Partner

Grab Eyes and Empower Shoppers with Interactive Signage

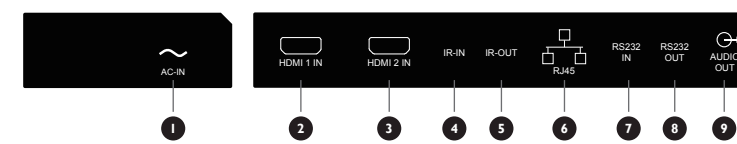


Specifications

Model	IL430	IL490	IL550	
Panel	Screen Size (inch)	43"	49"	55"
	Backlight/Lightsource	Edge LED	Edge LED	Edge LED
	Active Area (horizontal x vertical)(mm)	941.18 x 529.42 mm	1073.78 x 604.0 mm	1209.6 x 680.4 mm
	Resolution (pixels)	1920 x 1080	1920 x 1080	1920 x 1080
	Brightness (typical)	450 nits	450 nits	450 nits
	Contrast Ratio (typical)	1100:1	1100:1	1100:1
	Viewing Angle (horizontal/vertical)	178° / 178°	178° / 178°	178° / 178°
	Aspect Ratio	16:9	16:9	16:9
	Light Life (typical)	50,000hrs	50,000hrs	50,000hrs
	Display Orientation	Landscape / Portrait	Landscape / Portrait	Landscape / Portrait
Audio	Internal Speaker (Amp)	10W x 2	10W x 2	10W x 2
	Audio Line In/Out (3.5mm)	x1 / x1	x1 / x1	x1 / x1
Touch	Technology	IR 10-Point Touch Technology	IR 10-Point Touch Technology	IR 10-Point Touch Technology
	Touch Resolution (points area function)	32767 x 32767	32767 x 32767	32767 x 32767
	Accuracy (mm)	+/- 2.5mm	+/- 2.5mm	+/- 2.5mm
Glass	Tempered Glass (thickness, Mohs scale)	4mm	4mm	4mm
	AG80	Yes	Yes	Yes
Connectivity	VGA In/Out	N/A / N/A	N/A / N/A	N/A / N/A
	DVI In/Out	x1 / x1	x1 / x1	x1 / x1
	HDMI In/Out	x1 / N/A	x1 / N/A	x1 / N/A
	Display Port In/Out	x1 / x1	x1 / x1	x1 / x1
	USB port (Type A)	x1 / N/A	x1 / N/A	x1 / N/A
Control	RJ45 Port In/Out	x1 / N/A	x1 / N/A	x1 / N/A
	RS232 In/Out	x1 / x1	x1 / x1	x1 / x1
Power	IR loop Through	Yes	Yes	Yes
	AC/DC In	AC	AC	AC
Mechanical	AC Power Switch	Yes	Yes	Yes
	Voltage	100V ~ 240V, 50Hz / 60Hz	100V ~ 240V, 50Hz / 60Hz	100V ~ 240V, 50Hz / 60Hz
	Power Consumption (typical/standby)	67W/<0.5W	80W/<0.5W	94W/<0.5W
Environment	Dimension (WxHxD) (mm)	1002.5 x 590.8 x 91.4mm	1135.2 x 665.4 x 91.4mm	1271.0 x 741.8 x 91.4mm
	Bezel Width (top/bottom/left/right) (mm)	29.2/29.2/29.2/29.2 mm	29.2/29.2/29.2/29.2 mm	29.2/29.2/29.2/29.2 mm
OSD	Weight (w/o Packing) (kg)	19.4kg	25.3kg	31kg
	Wall Mounting (VESA) (mm)	400 x 400 (4 holes); 4 screws - M6 x 10L	400 x 400 (4 holes); 4 screws - M6 x 10L	400 x 400 (4 holes); 4 screws - M6 x 10L
Software	Operation Temperature	0°C ~ 40°C	0°C ~ 40°C	0°C ~ 40°C
	Storage Temperature	-20°C ~ 60°C	-20°C ~ 60°C	-20°C ~ 60°C
Accessory	Usage (Hour/Day)	24/7	24/7	24/7
	On-Screen Display Languages	English / German / Dutch / French / Italian / Spanish / Russian / Polish / Simplified Chinese / Arabic / Japanese / Traditional Chinese / Czech /Danish / Swedish / Romanian / Finnish / Norwegian / Greek / Korea / Thailand		
Accessories	Multiple Display Control (MDA) Support	Yes	Yes	Yes
	X-Sign *	Yes	Yes	Yes
	Remote Control	Yes	Yes	Yes
	Power Cord (by region)	Yes	Yes	Yes
	VGA Cable	DVI to VGA	DVI to VGA	DVI to VGA
	HDMI Cable	Yes	Yes	Yes
	Audio Cable	Yes	Yes	Yes
	RS232 Cable/RS232 Loop Cable	Yes	Yes	Yes
	IR Extender Cable/IR Loop Cable	Yes	Yes	Yes
	Quick Start Guide	Yes	Yes	Yes
User's Manual Electronic File	Yes	Yes	Yes	
USB Cable for Touch	Yes	Yes	Yes	
Touch Pen (stylus)	Yes	Yes	Yes	
Stand	Optional	Optional	Optional	

* Please check X-Sign website for detailed compatibility info. <http://business-display.benq.com/>

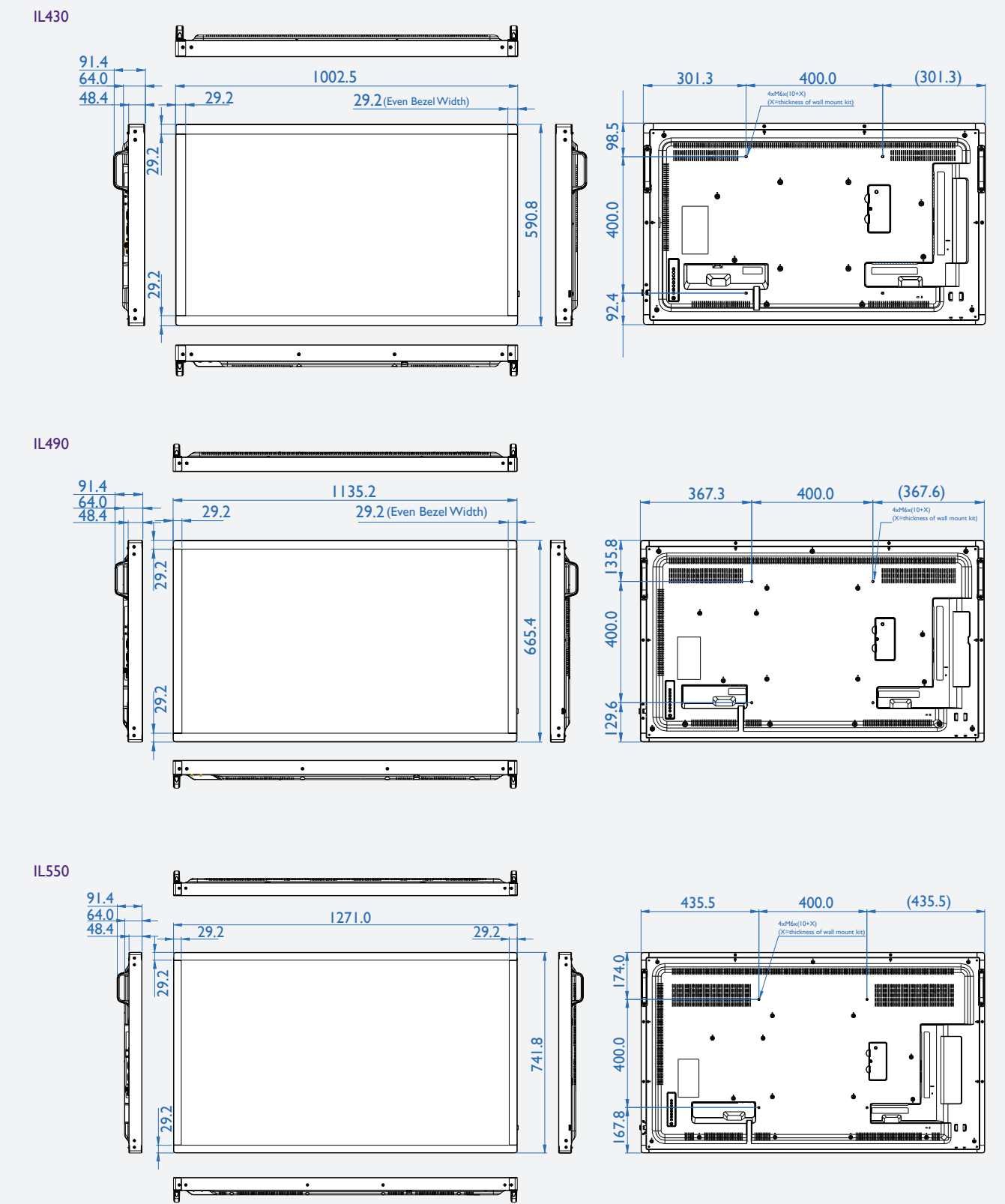
Input/output terminals



- AC IN**
AC power input from the wall outlet.
- HDMI 1 IN / 3 HDMI 2 IN**
HDMI video/audio input.
- IR IN / 5 IR OUT**
IR signal input / output for the loop-through function.
- RJ-45**
LAN control function for the use of remote control signal from control center.
- RS232 IN / 8 RS232 OUT**
RS232 network input / output for the loop-through function.
- Audio OUT**
Audio output to external AV device.

- MICRO SD CARD**
Connect your MICRO SD CARD.
- MICRO USB**
Service port.
- DP IN / 13 DP OUT**
DisplayPort video input / output.
- DVI OUT**
DVI or VGA video output.
- DVI IN**
DVI-I video input.
- PC LINE IN**
Audio input for VGA source (3.5mm stereo phone).
- USB**
Touch connector to PC.

Dimension




IL430/ IL490/ IL550



BenQ

Because it matters




Android is a trademark of Google Inc. The Android robot is reproduced or modified from work created and shared by Google and used according to terms described in the Creative Commons 3.0 Attribution License.



Because it matters

© 2017 BenQ Corp. Specification may vary by region, please visit your local stores for details. Actual product's features and specifications are subject to change without notice. This material may include corporate names and trademarks of third parties which are the properties of the third parties respectively. Doc: DSP_IL430/IL490/IL550_DS_EN_201712



In today's world, interacting with touch content has become second nature. Shoppers want signage that's intuitive, reactive, and engaging. When used as a gateway to a retailer's offerings, interactive signage becomes the ultimate tool for triggering customer participation. BenQ's IL430/ IL490/ IL550 interactive signage, fully compatible with X-Sign content management software and built with cutting-edge hardware, are the all-in-one solution for operators looking to invite shoppers on an interactive journey.

Why BenQ Interactive Signage?

The world's only all-in-one solution that combines interactive software and hardware

Hardware

- Flawless portrait and landscape installation
- Multiple sizes available to suit any display need
- Continuous interactivity with 24/7 operation
- Elegant thin and lightweight design

Software

- Fully compatible with X-Sign content management suite
 - Create fluid interactive content with built-in interactive templates
 - Track and analyze customer interaction
 - Schedule and deploy interactive content within seconds
 - Monitor and control remote devices in real time

Compelling Interactive Content Made to Connect with Shoppers

BenQ's Android-powered IL430/ IL490/ IL550 interactive signage are fully compatible with BenQ's exclusive X-Sign content management software. Meticulously designed for simplicity, X-Sign gives users the power to create, schedule, distribute, and monitor interactive content all in one place. And because it requires no server setup and offers multiple content-delivery options, X-Sign is ready to scale up alongside a growing business while requiring minimal manpower and resources.



Easy Interactive Content Creation

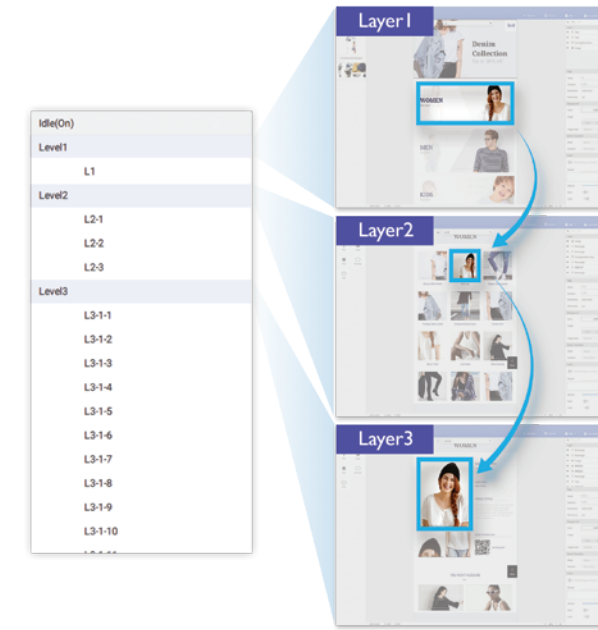
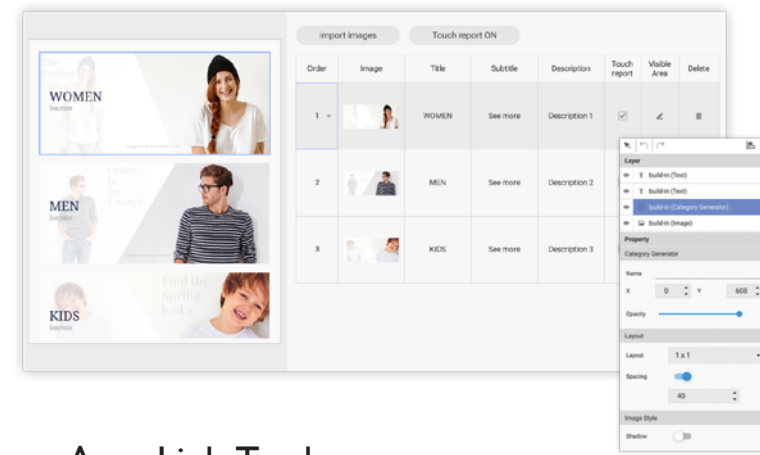
Although many retailers are eager to make interactivity a part of the shopping journey, they don't feel confident about designing interactive content that's both professional looking and user friendly. After conducting a thorough study of consumer behavior, BenQ has released a selection of interactive templates that are designed to handle various retail scenarios, and the selection of templates will continue to grow as BenQ introduces new ones.



Triple-Layered Interactive Templates

Create Interactive Content for Extensive Product Lines

The intuitive interface allows users to instantly create triple-layered interactive content, streamlining the process of designing and arranging cover pages, product overviews and detailed product information pages.

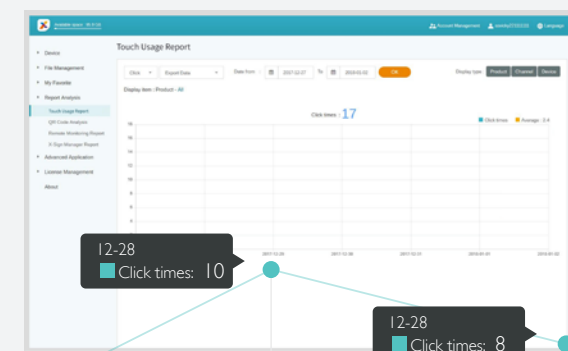
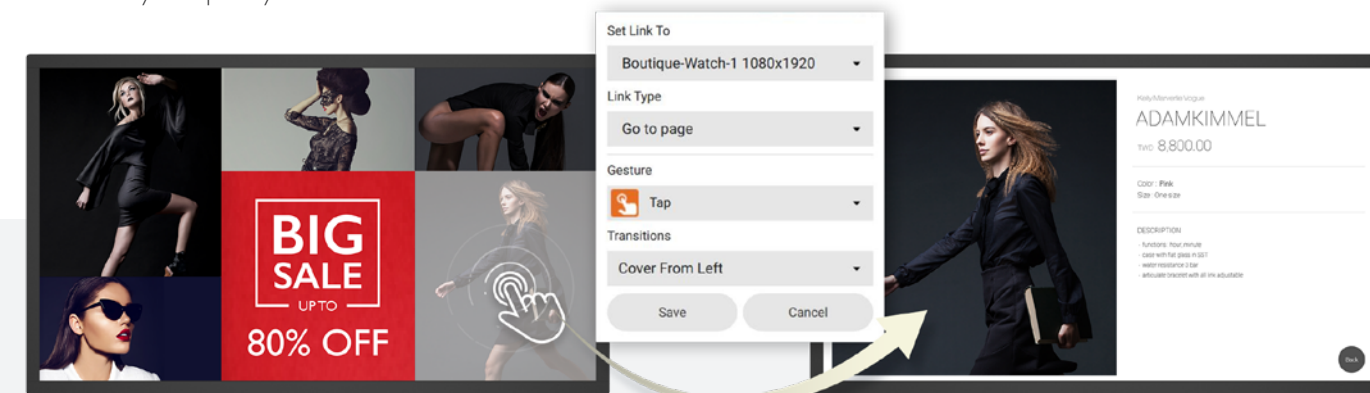


The Category Generator feature can automatically generate a subpage using user-imported images, while logically arranged, professional templates ensure creating stunning content is as easy as choosing the appropriate text format and color.

Area Link Tool

Create Interactive Content Quickly and Flexibly

In cases when operators have limited material to work with, area linking offers designers greater flexibility while avoiding unnecessary complexity.

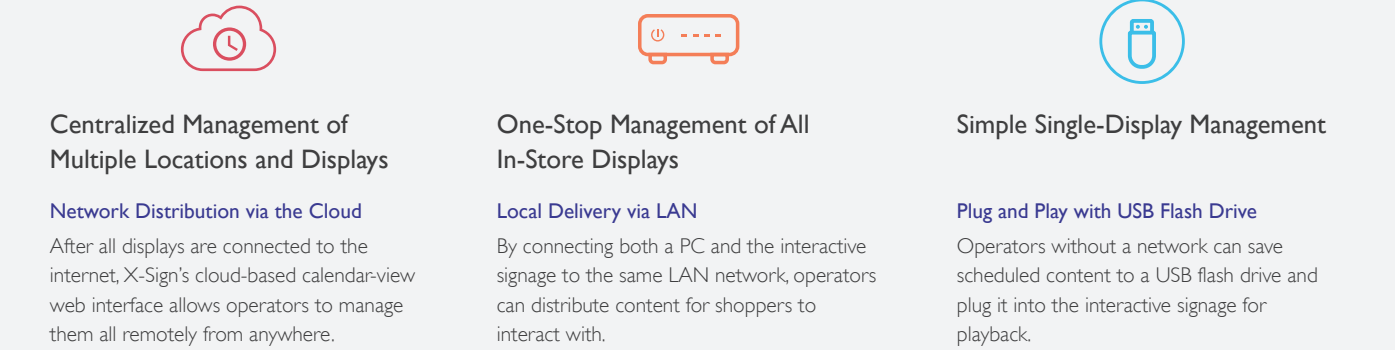


Track Touch Engagement with Centralized Data Collection

Engagement can be tracked based on time, location, and which items customers interact with. By outputting this data to a csv file, operators can quantify their customers' shopping preferences in tables and charts. With analytics it's possible to see which messages are captivating shoppers and use this knowledge to develop even more engaging content.

Streamlined Content Distribution

X-Sign gives operators perfect control of when and where they want to implement digital signage displays. Built to support retail store environments both large and small, X-Sign offers different methods of content distribution so operators can relay interactive content locally or across a network of BenQ displays:



Centralized Management of Multiple Locations and Displays

Network Distribution via the Cloud

After all displays are connected to the internet, X-Sign's cloud-based calendar-view web interface allows operators to manage them all remotely from anywhere.

One-Stop Management of All In-Store Displays

Local Delivery via LAN

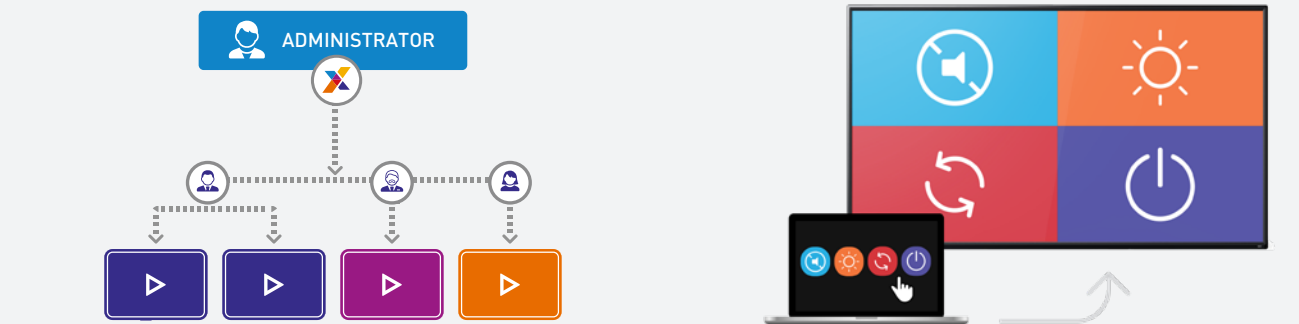
By connecting both a PC and the interactive signage to the same LAN network, operators can distribute content for shoppers to interact with.

Simple Single-Display Management

Plug and Play with USB Flash Drive

Operators without a network can save scheduled content to a USB flash drive and plug it into the interactive signage for playback.

Hassle-Free Content Management and Monitoring



Administrator Management and User Hierarchy

With X-Sign's powerful management tools, administrators can:

- Review all changes in content before it goes live.
- Set up multiple user accounts with varying degrees of access and track issues through the activity log.

Centralized Remote Device Monitoring and Display Control

X-Sign's intuitive tree map interface makes it easy to:

- Monitor display performance in real-time.
- Control functions such as screen on/off, mute and restart, and manage updates.
- See what content is playing on which displays.
- Receive alerts when content isn't broadcast as scheduled

Ensure Smooth Operation with Hassle-Free Display Management

MDA (Multiple Display Administrator)

Operators can remotely control display on/off time or backlight via LAN or RS232.

OTA (Over-the-Air) Update

Keep all display drivers up-to-date with easy firmware update.

DMS 1.0 (Display Management System)

Install Android™ apps for a selection of displays through BenQ's cloud server.

Keypad/Touchscreen Locking

Protect content from accidental touches by disabling the touchscreen and keypad.